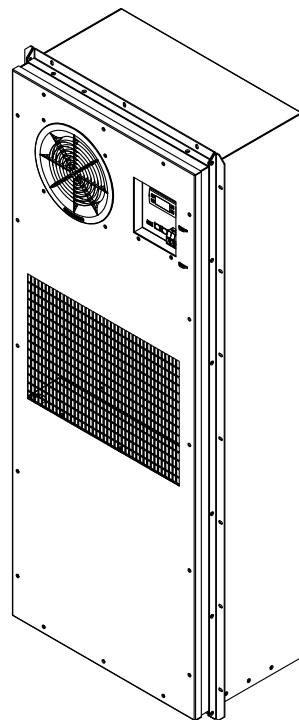
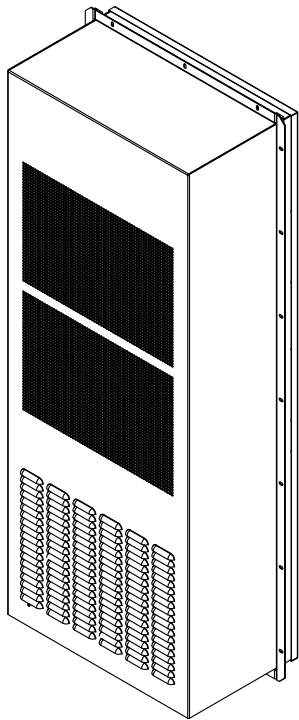


# Outdoor Cabinet DC Air Conditioner-N Series

Ver. A



## Product Introduction

### Range of application

- This series product can be widely used in enclosed area for climate control, such as wireless communication cabinet, battery cabinet, industry control cabinet etc;

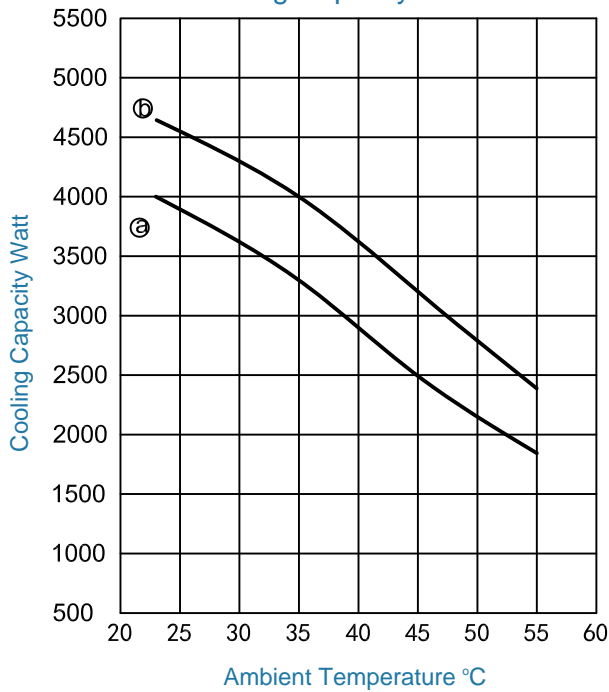
### Product Design Feature

- Designed with all DC driven components like fans, compressor;
- Precise temperature control through inverter digital regulation of compressor, fans;
- Power supply voltage range: DC42~60 V;
- A comprehensive self-protection design to realize partial load starting, partial load operation at severe ambient condition;
- Low power consumption design with  $EER \geq 3.5$ ,  $SEER \geq 5.5$ ;
- Energy saving reach to 50% comparing with A.C. version product;
- IP55 environment protection & fit for T3 high temperature working condition by using of R134a refrigerant gas;
- The best cooling solution for solar, wind, diesel generator etc, hybrid power system;
- Strict process control and international brand parts deployed to ensure high quality and reliable of this product;
- Multiple self protection design;
- LED Display, all the settings can be changed at the field;
- Dry contact alarm output, NO/NC optional;
- Equipped with communication interface: RS485.

# Technical Parameters

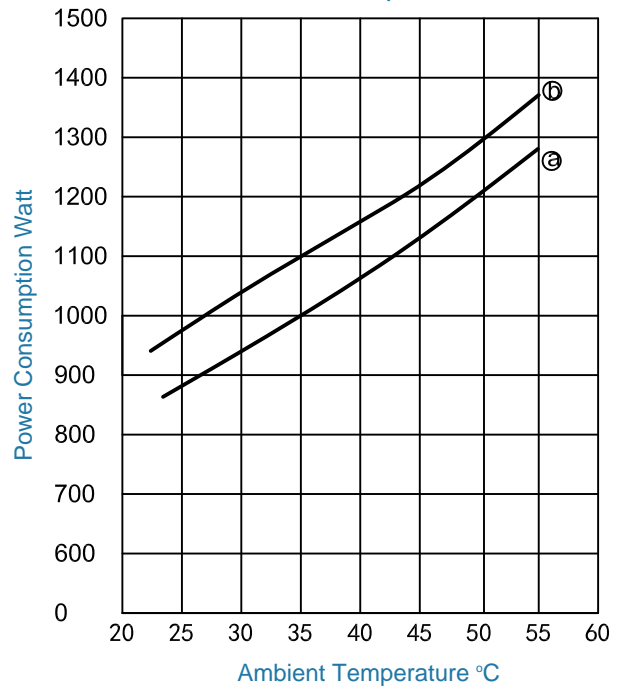
Intelligent Energy Saving Outdoor Cabinet DC Air-Conditioner	Name	Intelligent Outdoor Cabinet DC Air-Conditioner
	Model	VDC-H-RUC-A-040/N/E/D
	Mounting Method	Semi-embedded mounting/installation
	Power Supply	-48VDC
	Cooling Capacity	4000W@L35/L35
	Power Consumption	1140W@L35/L35
	Cooling Capacity	2450W@L35/L55
	Power Consumption	1360W@L35/L55
	Internal Airflow	1050m <sup>3</sup> /h
	Working Temperature Range	-40°C~+55°C
	Max Noise Level	65dB(A)
	IP Grade	IP55
	Net Weight	80kg
	Refrigerant	R134a
	Dimensions	1304x504x300(mm,HxWxD)
	CE&RoHS Compliant	YES
Surface Treatment	Outdoor type powder coating,standard color: RAL7035	

Cooling Capacity Chart



Cabinet Inside Temperature (a)-----25°C  
 Cabinet Inside Temperature (b)-----35°C

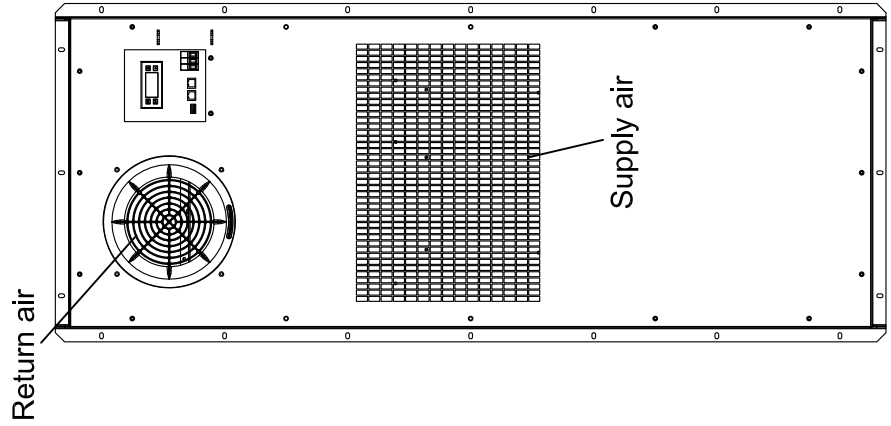
Power Consumption Chart



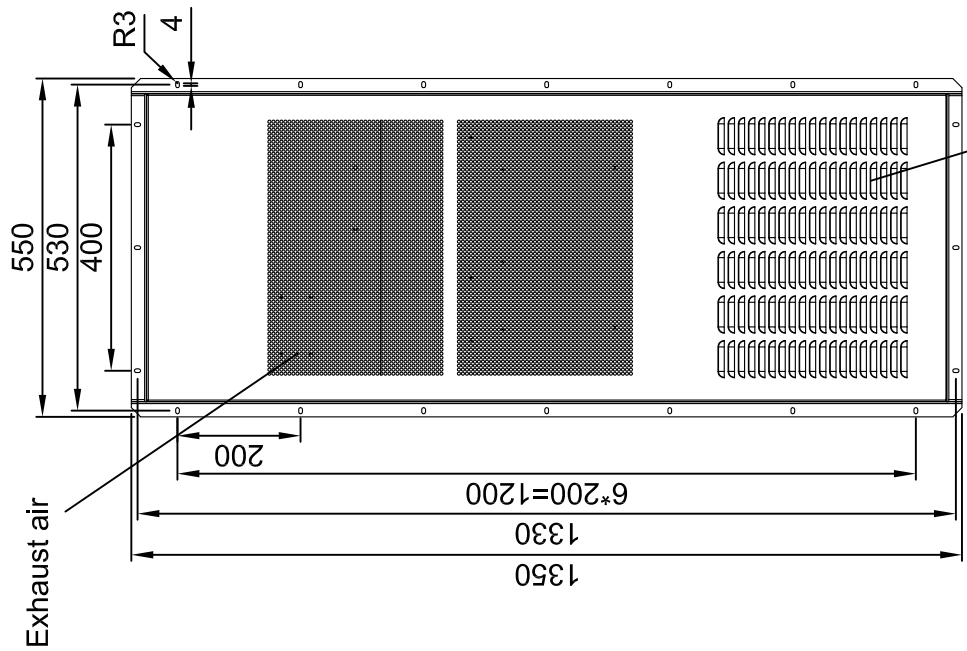
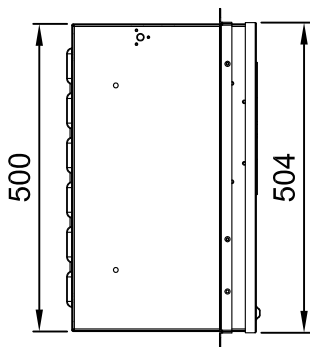
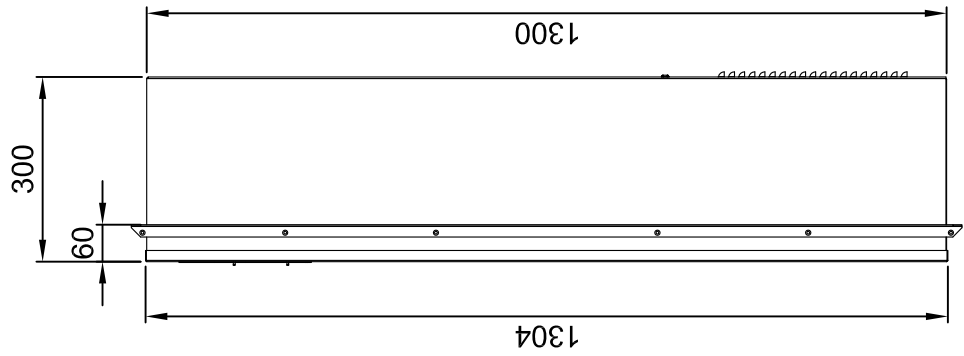
Cabinet Inside Temperature (a)-----25°C  
 Cabinet Inside Temperature (b)-----35°C

# Product Dimension

Code	Model	Installation
88540	VDC-H-RUC-A-040/N/E/D	Semi-embedded Mounting



INSIDE



OUTSIDE

# Installation instructions

Code	Model	Installation
88540	VDC-H-RUC-A-040/N/E/D	Semi-embedded Mounting

Figure 1-Cabinet Door Cutting Dimension

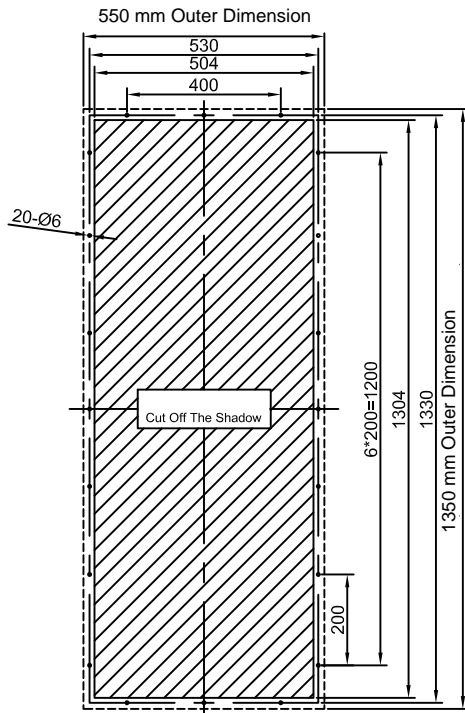


Figure 2-Air open design of cowling

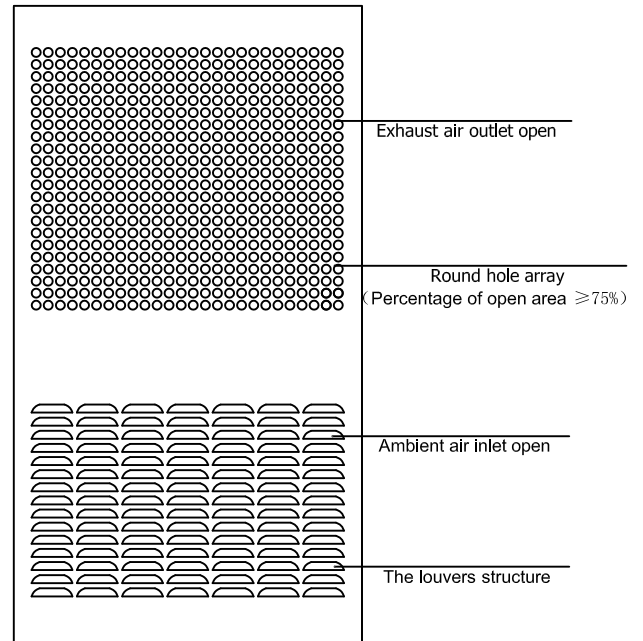
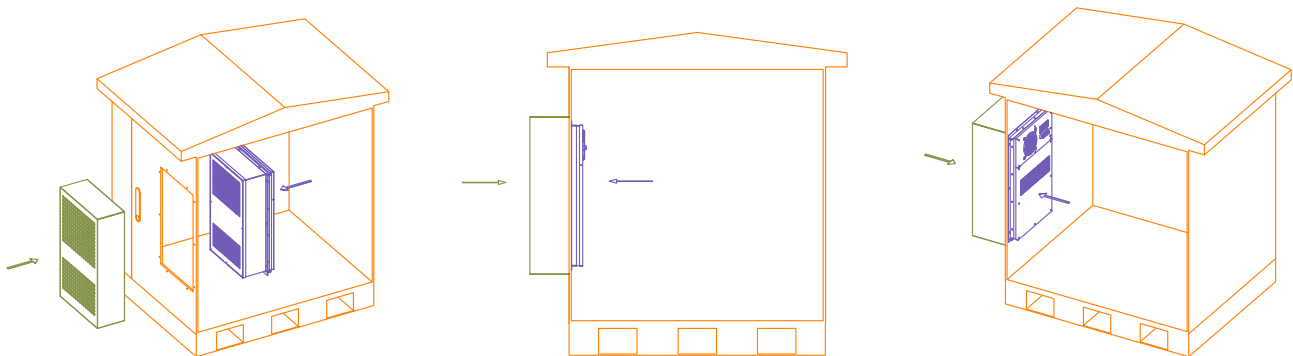


Figure 3-Installation Instruction



**Attention:**

This series air conditioner does not need a cowling, if customer does want to put a cowling outside unit, please follow below rules:

1. The cowling can be made by customer self, the design of cowling please refer to figure 2
2. The inlet and outlet open for ambient air in and exhaust air out should be big enough to ensure enough air volume circulation. This is very important to have the air conditioner running with long lifetime and less service.
3. When you make a cowling design/installation, make sure the inlet air and outlet air not been short cut, this is also critical to keep unit have best cooling performance.





Optional GPRS & Modem

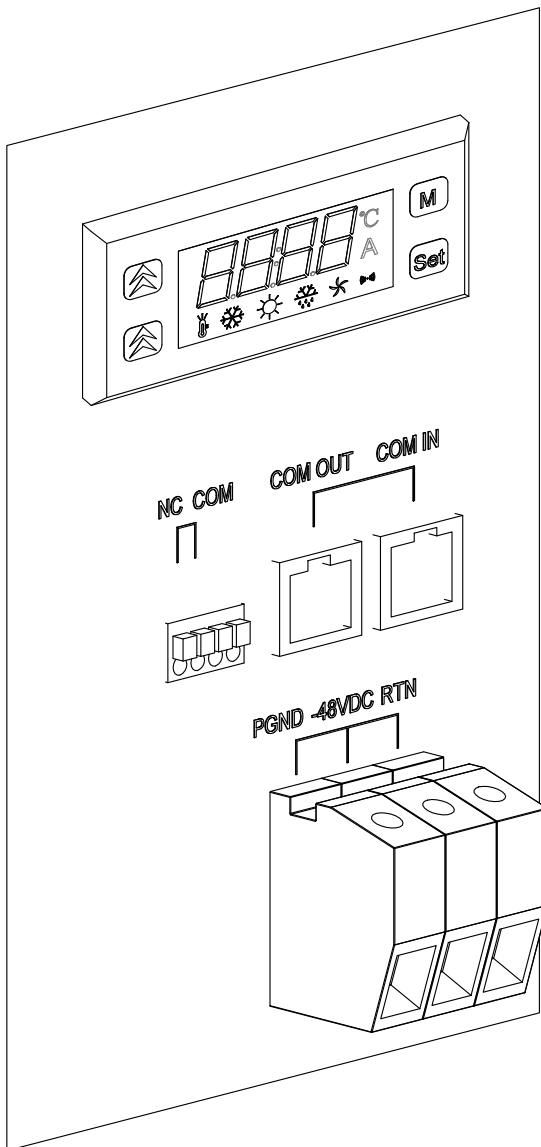


Instructions of display panel:

The display panel shows cabinet temperature under normal circumstance. and shows alarm code when there is a malfunction.

In the bottom is the status bar, different lamp represents different status.

-  : Flashing when self diagnosis or temperature setting mode.
-  : Lamp on when cooling;
-  : Lamp on when external fan is running;
-  : Flashing when alarm.



Number	Symble	Definition
1	RTN/GND	Positive pole of DC power
2	-48VDC	Negative pole of DC power
3	PGND/PE	Ground wire of DC power
4	COM	Common port of dry contract alarm output
5	NC	Normal closed port of dry contract alarm output
6	COM OUT	RS485 communication